



- Maximum lifting height : 6.90 m
- Capacity : 4100 kg
- Maximum forward reach : 3.93 m
- Torque convertor
- JSM : an «all in one» system

1) Hydraulic controls

2) Forward/Reverse selection

3) Speed selection (Powershift option)

Comfortable Powershift gear selection

Tipping

Lifting

Lowering


Tilting

Forward/reverse shift


Roller for extending-retracting the boom  
(100 % proportional movements)


Roller for the attachment function  
(movement 100 % proportional)


## MLT 741 - 120 LSU


 **Lifting capacity** .....4100 kg  
(load centre at 500mm from forks heels)  
Tipping load at maximum reach .....1750 kg


 **Lifting height** .....6.90 m  
**Times:** unladen / loaded (in s)  
Lifting .....7/7.5  
Lowering .....5.3/5.2  
Télescope  
Boom extension.....8.2/9.0  
Boom retraction.....6.2/6.0  
Time unladen (in s)  
Crowd .....3.5  
Dump .....3.0


 **Tyres**  
460/70-24 XMCL

 **Forks (mm)**  
Length.....1200  
Width X thickness.....125 x 50  
Maximum distance between forks.....1260  
Carriage rotation .....146°


 **Oil bath multidisc assisted brakes on front and rear axles**

 **Perkins engine Stage III A**  
Turbo 120: 1104 D - E 44 TA.....4 cyl. - 4400 cm<sup>3</sup>  
Power (ISO/TR 14396): .....124 HP/91 kw  
Maximum torque  
(ISO/TR 14396): .....490 Nm at 1400 rpm  
Direct injection  
Water cooling

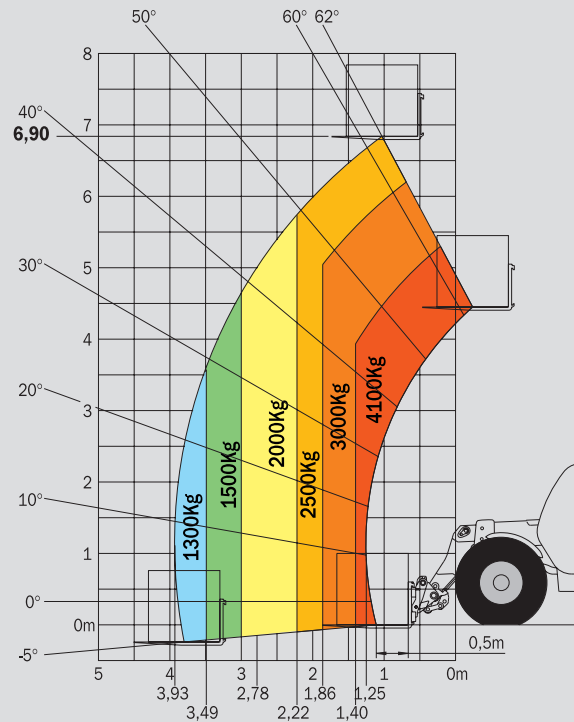
 **Transmission** .....torque convertor  
Reversing shift.....electrohydraulic  
**TLSU/120 LSU :**  
Powershuttle.....4/4  
Max. travel speed up to ..... 35 km/h\*  
**120 LSU PS :**  
Powershift .....6/3  
Max. travel speed up to ..... 40 km/h\*

 **Hydraulic**  
**Turbo 120 LSU** .....149 l./mn - 270 bars  
Electronically regulated variable displacement pump  
Valve bank DDIC  
Monolever **J.S.M (Joystick Switch and Move)**  
Flow divider with load sensing device driving and braking

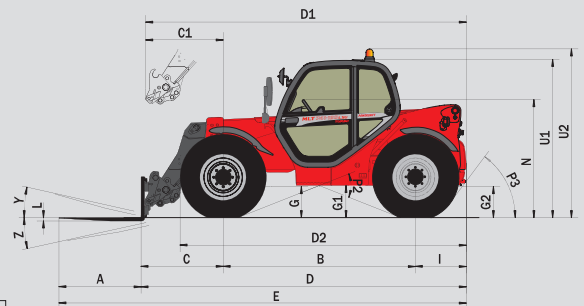
 **Capacities**  
Hydraulic oil .....135 l  
Fuel tank .....120 l

 **Weight unladen (with forks)** .....7490 kg  
**Overall height** .....2.30 m  
**Overall width** .....2.40 m  
**Overall length (at forks carriage)** .....4.92 m  
**Ground clearance** .....0.44 m  
**Turning radius (outside wheels)** .....3.92 m  
**Drawbar pull until** .....9045 daN

**Forward reach at maximum height : 1.03 m**



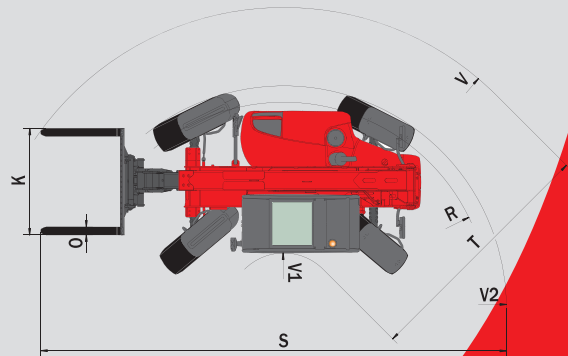
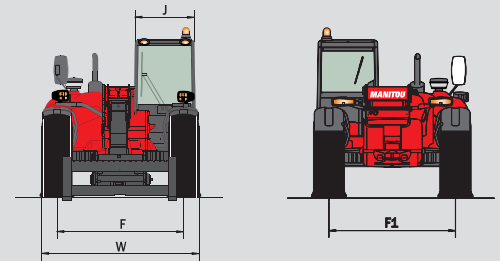
EN 1459 annexe B



MLT 741 - 120 LSU  
MLT 741 - 120 LSU PS

A	1200
B	2810
C	1231.5
C1	1288
D	4918.5
D1	4975
D2	4253
E	6118.5
F	1935
F1	1935
G	450
G1	435
G2	435
I	877
J	980
K	1260
L	50
N	1715
O	125
P2	38°
P3	53°
R	3685
S	7756
T	3685
U1	2295
U2	2545
V	4925
V1	1310
V2	3918,5
W	2402
Y	12.3°
Z	133.5°

mm



This publication in no way constitutes an offer and the company reserves the right to alter specification without prior notice.  
The MANITOU models presented in this brochure can be supplied complete with optional equipment attachments.  
Operator shall conform with applicable regulation.  
\* Can change according to the local regulation.



MANITOU BF SA

B.P. 249 - 44158 Ancenis Cedex - France  
Tel. : 33 2 40 09 10 11 / Export Department Fax : 33 2 40 09 10 97  
www.manitou.com

700047EN-D - 02/09 - Doc BE 156/Ind. E

